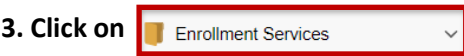


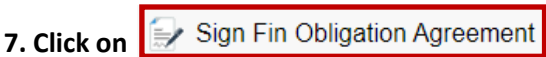
You must have applied to NDSCS, been admitted, and have claimed your NDUS accounts prior to registering

1. Log into Campus Connection

[www.ndscs.edu/campusconnection](http://www.ndscs.edu/campusconnection)



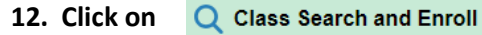
Fill in all additional fields and submit.  
 \*This gives NDSCS permission to share your academic and/or billing information to the person(s) you list. List parent/guardian.



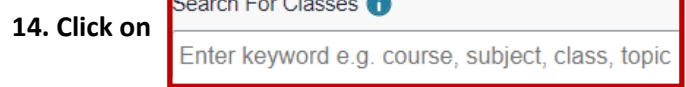
9. Click on the magnifying glass and select the term you want to register for, and go through the steps to submit



\*This is you agreeing that you and/or your parent/guardian will pay for the dual credit courses you register for.



13. Click on the semester you are registering for.



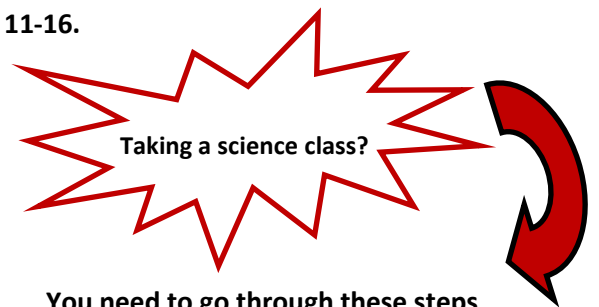
15. Enter the course number associated with your high school/instructor. \*See example below.

<https://www.ndscs.edu/become-wildcat/admission-information/dual-credit/dual-credit-classes>

Course #	Subject	Course Name	College Credits	Instructor
22384	BIOL 151	General Biology II*	3	Houglum
22385	BIOL 151L	General Biology II Lab	1	

16. Click on the course, and proceed through the next steps. \*No permission number is needed. Click on ACCEPT.

17. Add a second course by repeating these same steps 11-16.



You need to go through these steps again to add the lecture and the lab.

Questions:  
[NDSCS.DualCredit@ndscs.edu](mailto:NDSCS.DualCredit@ndscs.edu)  
 Dawn: 701-671-2437  
 Stacy: 701-671-2406  
 Missy: 701-231-6908

**\*\*REMINDER\*\* Dual Credit courses cost money.**