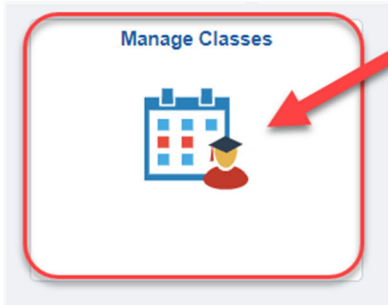


# Dual Credit Registration Instructions

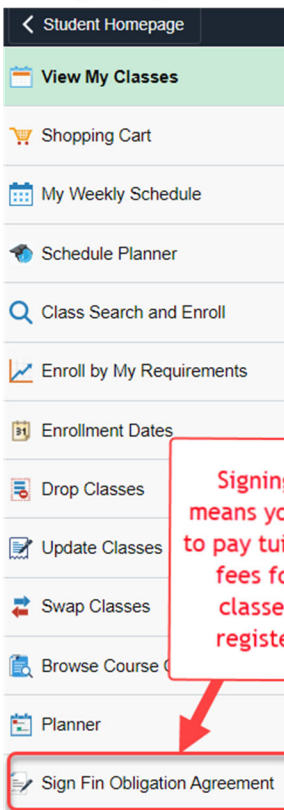
[www.ndscs.edu/campusconnection](http://www.ndscs.edu/campusconnection)

**\*\*You must have applied to NDSCS, been admitted, and have claimed your NDUS accounts prior to registering\*\***

1. Log into Campus Connection and click on Manage Classes



2. Click on Sign Financial Obligation Agreement

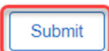


3. Select NDSCS and then click on the magnifying glass

For which institution are you completing the Financial Obligation Agreement?  
\*Academic Institution: N. Dakota State College Science

For what term are you completing the Financial Obligation Agreement?  
\*Effective Term: [ ] [Q]

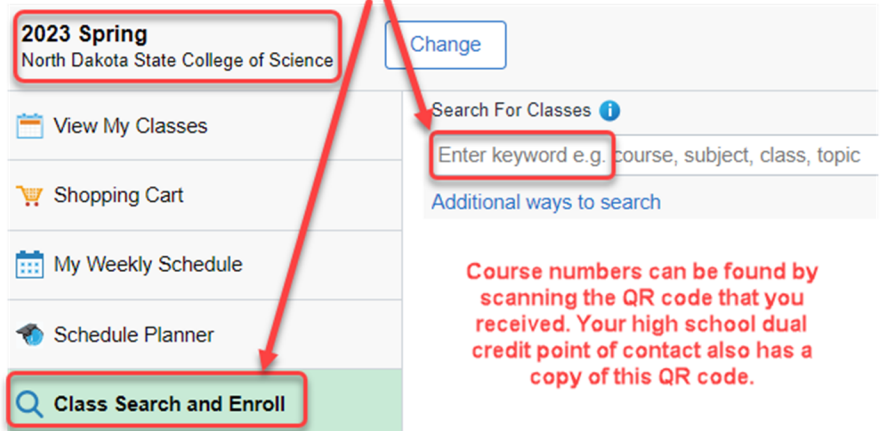
Please note: Select the magnifying glass above in order to view a listing of terms. If there are no effective terms from which to enroll, if you believe you should be eligible to enroll in a term, please contact the Registrar's Office.



Click submit to accept

[Link to Home Page](#)

4. Click on Class Search and Enroll. Then enter the course number.



5. Select the course by clicking in the box

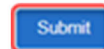
## View Search Results

1 Course with keyword: 18045

[Open Classes](#) (X)

**HPER 100**  
Concepts of Fitness and Wellness  
1 Option Available for Class Number 18045

6. Proceed through the next four steps to get registered by clicking on the SUBMIT button



## Step 1 of 4: Review Class Selection

You have selected

**HPER 100** Concepts of Fitness and Wellness

Option Status Open

Class	Meeting Dates
Lecture - Sect 8 - Class Nbr 18045	01/09/2023 - 05/12/2023

7. Add a second course by repeating these same steps.



**You need to go through these steps to add both the lecture and the lab**