

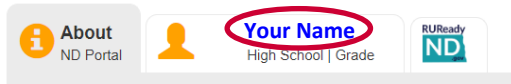


*Follow these instructions

1. Log into PowerSchool in a browser (not the app) → Click on



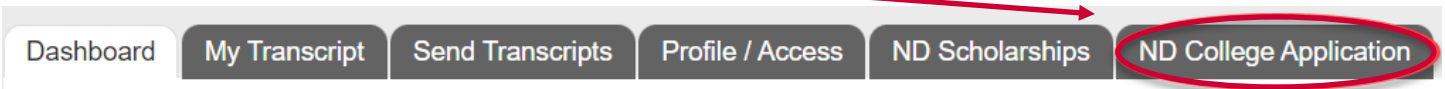
2. Click on your name



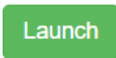
3. Click on ND Education Portal



4. Click on ND College Application



5. Click on



6. Fill out the information accordingly.

North Dakota College Application

Apply Now

Have a Promo Code? **Leave this blank**

Enter it here:

What college are you applying to?

North Dakota State College of Science

Which application?

Dual Credit / Early Entry ** FREE **

NDSCS Dual Credit / Early Entry application.

What term are you applying for?

Choose the term you plan to take dual credit classes

Where will you take classes?

Online
Online
Off Campus site

Off campus site means in your high school

7. Fill out all of your information and proceed through the steps until you click the **PAY NOW** button.

*If you do not get to a screen that has a **PAY NOW** button , then click back through all of the sections of your information.

Once you click on **PAY NOW** you will not be charged since our fee is paid for by the NDSCS Alumni Foundation.

This is the final step for applying to NDSCS.

8. It will take 3-4 business days for processing your application.

Watch for an email from NDSCS.Admissions@ndscs.edu stating you have been admitted to NDSCS

***This email will have your NDSCS student id (EMPLID) that is needed to claim your account, and then register for dual credit classes.**

9. Follow the instructions regarding [claiming your NDUS account](#). Your EMPLID (NDSCS student id) is provided to you in that email you get once accepted to NDSCS.

****If you applied for admission to any other North Dakota college/university and claimed your account....this is the same account so there is no need to claim again.**

10. Follow the instructions on [how to register for a class](#).

Contact the NDSCS Dual Credit office if you have any questions.

NDSCS.DualCredit@ndscs.edu

Dawn Knudson 701-671-2437

Missy DeHaan 701-231-6908