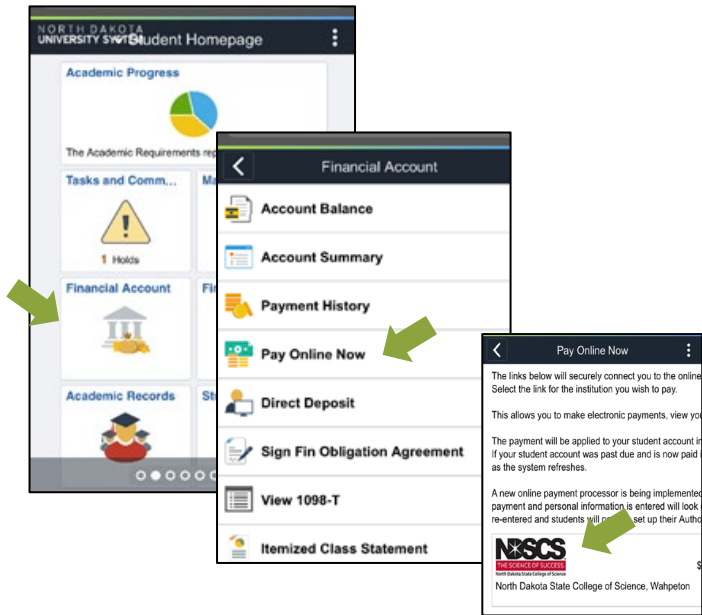


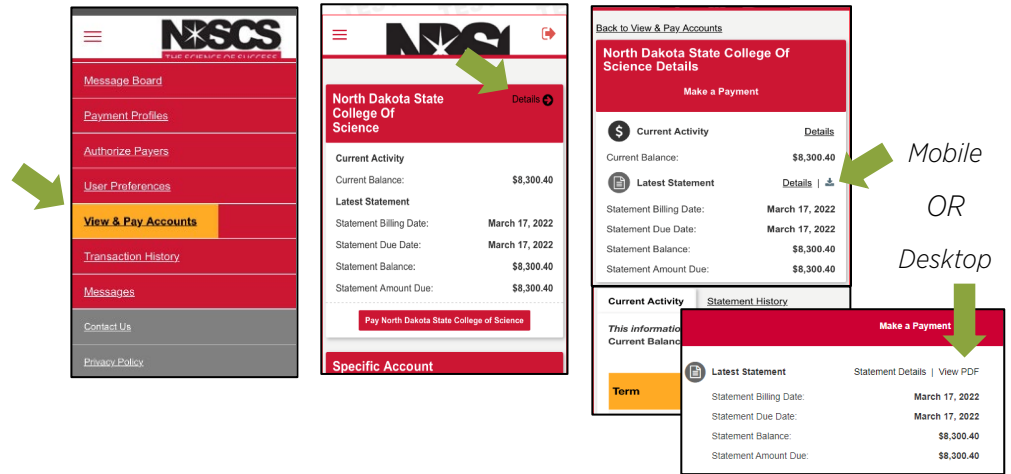
VIEWING YOUR eBILLS THROUGH QUICKPAY

Student's semester payments are due at the beginning of each semester. All Billing Notifications will be sent to student's NDSCS email notifying them their electronic billing statement is available to view/print. Students may also elect to receive their Billing Notification via text message.

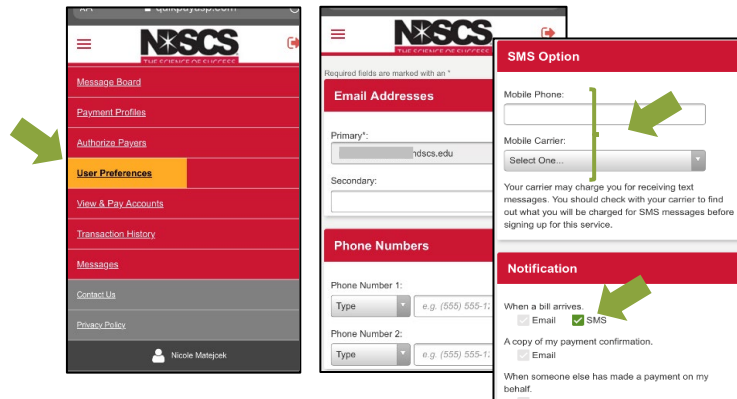
1. Log into your [Campus Connection](#) > Financial Account tile > Pay Online Now > click on NDSCS



2. To View your Latest Statement – under View & Pay Accounts, click Details then click on the Download Button (mobile) or View PDF (desktop). You are also able to view your Current Activity and Statement History.



To Enroll in Text Message eBill Notifications – under User Preferences, input your Mobile Phone Number, Mobile Carrier and check the SMS box under Notifications. You can also update other contact information. Click Save.

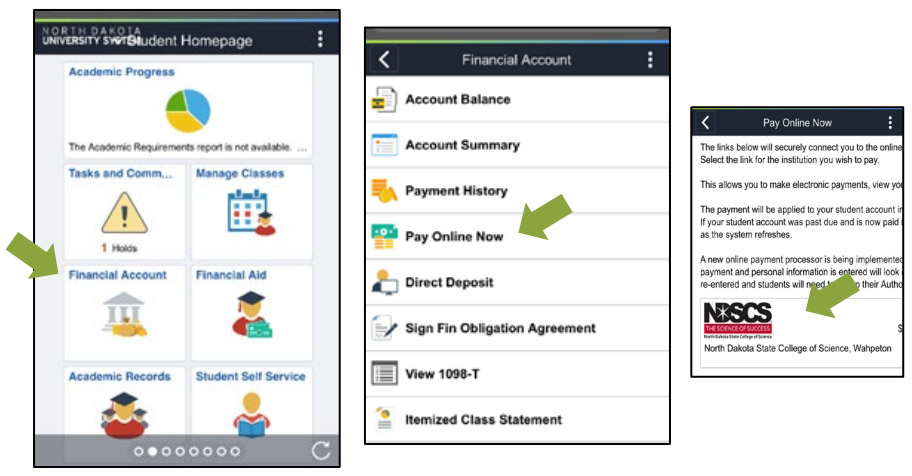


Contact information entered here does NOT update your contact information on your Campus Connection.

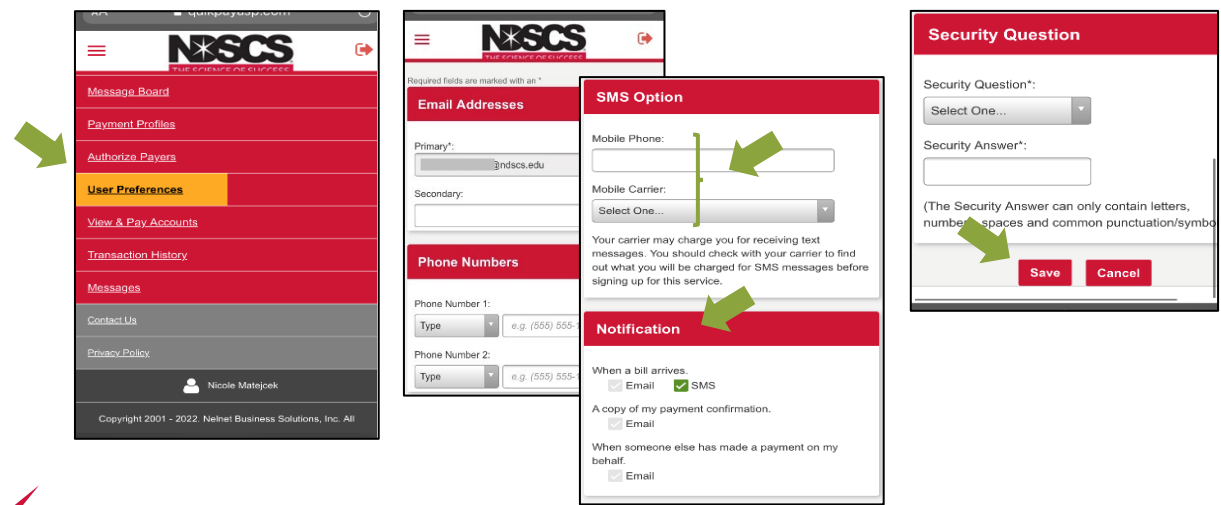


SIGN UP FOR TEXT eBILL NOTIFICATIONS & ENTER ADDITIONAL eBILL CONTACT INFORMATION

1. Log into your [Campus Connection](#) > Financial Account tile > Pay Online Now > click on NDSCS



2. Under User Preferences, enter your information in Email Addresses, Phone numbers, SMS Options, Update Notifications and Add Security Questions. (PLEASE NOTE: you must enter SMS Option and check the SMS box under Notifications to receive text message eBill notifications.) Click Save.



Contact information entered here does NOT update your contact information on your Campus Connection.

